

# Transport, Logistics & Supply Chain Job Index

# REPORT

## KEY FINDINGS

- ⚙️ **The Labourforce Impex Transport, Logistics and Supply Chain Job Index fell 1.8% in July**
- ⚙️ **The Index retreated from 109.60 to 107.67 but still well above the base set in November 2013**
- ⚙️ **Temporary and Contract vacancies are up 17.7% year on year while the Permanent market has been relatively weak falling 1.8% over twelve months**
- ⚙️ **Queensland, SA and NT all saw substantial falls in July while NSW has been rising steadily, expanding 5.4% in the last six months and 12.3% over the last year**
- ⚙️ **Demand for Transport, Logistics and Supply Chain Management fell a further 4.5% in July while Clerical opportunities continue to outperform**
- ⚙️ **Air, Sea and Rail enjoyed a rare rise, up 3.7% in July**
- ⚙️ **Retail and Wholesale was the only employer category to grow in July rising 6.5%, enjoying considerable growth over the last twelve months**

## SACKED BY SMS

**There was universal outrage this month when Australian workers were sacked by SMS and email.**

More than 100 workers were laid off by Hutchison Ports Australia (HPA) in this most unorthodox and "un-Australian" way.

This led to obvious community reaction and legal implications for the company. Labourforce and Impex work with Australian and New Zealand Companies to provide flexible workforce solutions so they are not faced with these challenges when they need to flex up and flex down.

## THE ONLY CONSTANT IS CHANGE

Whilst the Australian economy continues to show weakness, we were pleased to see the announcement this month that International infrastructure investment giant Brookfield is paying just over \$8.9 billion to buy out Australia's Asciano.

They continue to be one of the nation's major logistics firms, incorporating Patrick Stevedoring, Pacific National and National Rail amongst other transport and goods handling operations.



## SHOUT OUT

A special "shout out" to our friends at the 74th Refrigerated Warehouse & Transport Association National Conference and Exhibition being held in Adelaide. As usual, Labourforce will be there to help you celebrate and answer questions about your contingent workforce needs as well as innovative offerings such as Limited Tenure Contracts and traineeships.



# NATIONAL JOB INDEX

## July Index fall. Permanent hiring down 1.8% over 12 month

The Labourforce/Impex Transport Logistics and Supply Chain Job Index fell 1.8% in July unwinding the small gain seen in June. The Index slipped back from 109.60 to 107.67. The market has been pretty flat for the last three months, falling just 3.0%. Over the past twelve months the market has risen 3.1%, again reflective of a settled market, but one that is well above the

level of opportunities available when records commenced in late 2013.

While temporary and contract vacancies fell 1.6% in July it is still this part of the market that has performed so well over the longer term. The Index is at 130.25 up 17.7% over the past year. But this gain has been largely achieved in late 2014 and the temporary and contract market has hardly changed more

recently, up 1.5% in the last six months.

The relative weakness in permanent hiring continues. The Index, at 100.59, fell 1.8% in July. It also happens to be down 1.8% over twelve months. This is a disappointing result given recent improvements in the Australian employment market generally and a pickup in employer confidence in recent months.

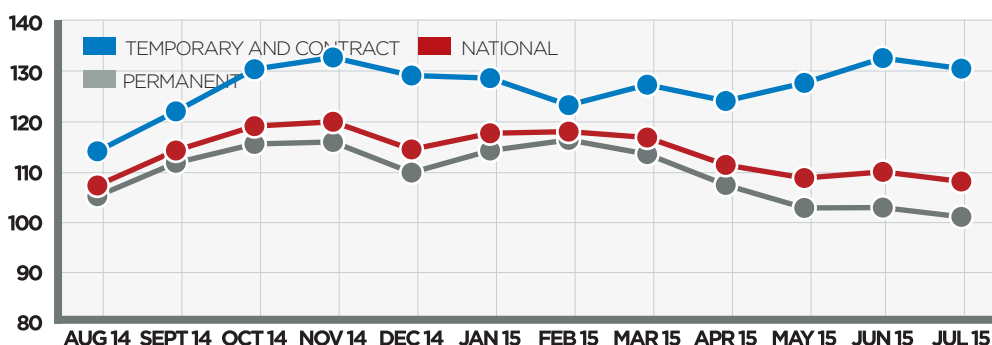
There is an old saying "Better late than never". Sorry we have been a little slow out of the blocks this month. Next month we will be back to our usual production schedule.

That's because we have been working hard to make sure all of our valued clients are put first in everything we do. Impex and Labourforce are specialist transport, logistics and supply chain recruiters providing quality candidates that are drug and alcohol tested by LabourHealth.

Call us today for all of your permanent, temporary or contract workforce needs.



**CHART 1 NATIONAL INDEX AND JOB TYPE ANALYSIS**



## STATE ANALYSIS

### Big falls in Qld and SA. Victoria up 3%

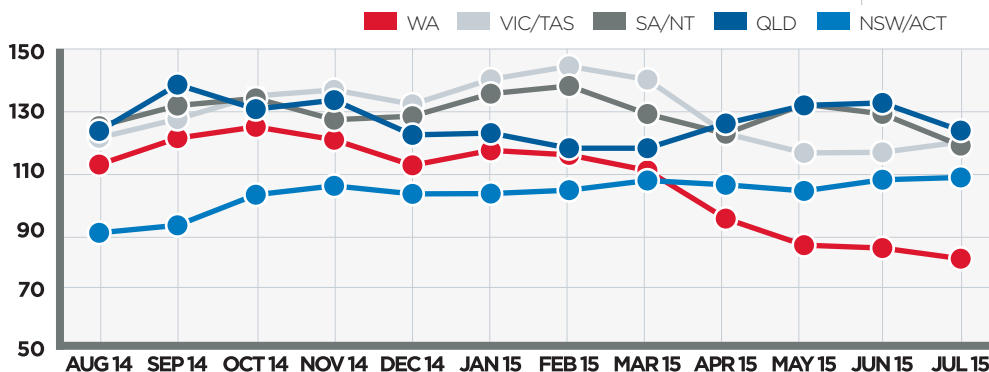
Big movements were seen in the Queensland and SA/NT markets in July. Unfortunately both fell substantially, Queensland down 7.1% and SA/NT 8.3%. But both markets are still performing strongly over the longer term with indices close to 120.

Likewise the Index for Victoria sits at 118.59. After substantial declines in early 2015 the market has steadied over the last three

months. Victoria grew 3.0% in July. NSW also enjoyed another good month, rising 0.7%. The NSW market has expanded 5.4% in the last six months and 12.3% over the last year. This steady progress leaves the NSW Index at 106.65.

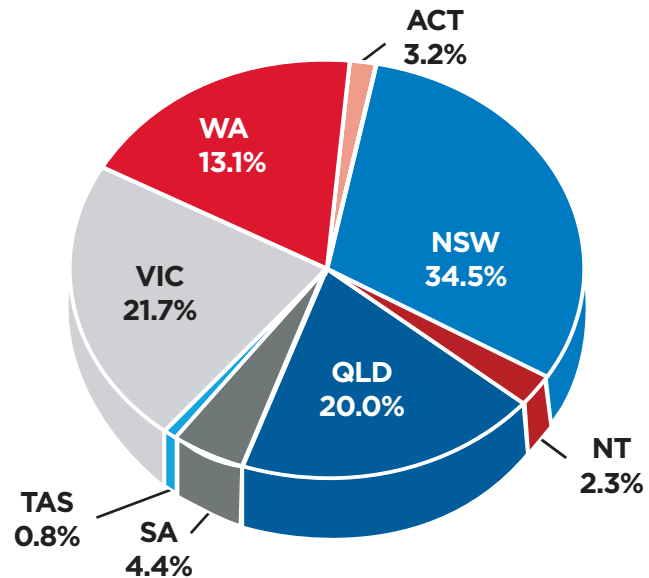
The graph below provides a breakdown of the proportions of each state and territory:

**CHART 2 COMPARISON OF STATE JOB INDICES**



**CHART 3**  
ANALYSIS OF JOB ADVERTISEMENTS BY STATE AND TERRITORY JULY 2015

The big fall in Queensland's job advertisements in June has resulted in its share of the overall Australian market falling to 20.0% exactly. The shortfall has been picked up by NSW whose share now represents 34.5% compared to 32.6% a year ago.



## OCCUPATIONAL ANALYSIS

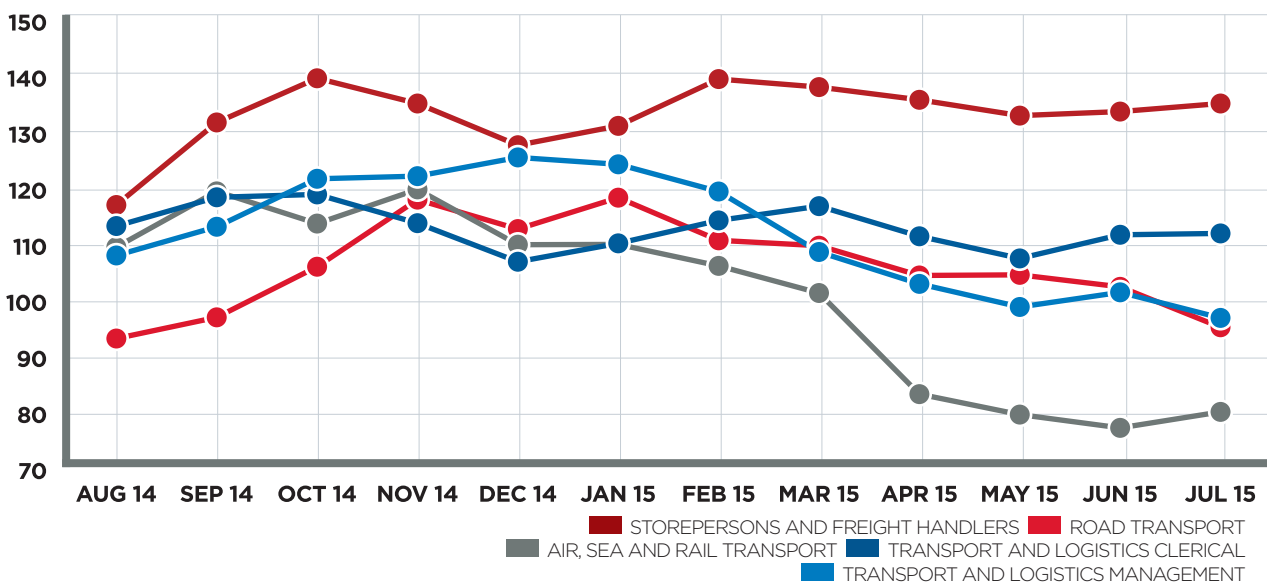
### Demand for management down. Clerical up again

There were clear winners and losers in July. Demand for Transport, Logistics and Supply Chain Management took a big hit falling 4.5%. Road Transport fared even worse retreating 7.1%. The gap between demand for management and clerical vacancies widened further still in July. Demand for Transport, Logistics and Supply Chain Clerical rose 0.2%, up 3.6% over the year whereas management demand has fallen

7.3% over the same period.

Demand for transport professionals across air, sea and rail experienced a rare rise, picking up 3.7%. Demand is still down 27.4% over the past six months so hopefully this month may herald a change in fortune.

**CHART 4** ANALYSIS OF JOB ADVERTISEMENTS BY SPECIALIST OCCUPATION



# INDUSTRY ANALYSIS

## Retail and wholesale bullish 39% growth

There were declines in all major industry classifications in July with the notable exception of Retail and Wholesale. These grew by 6.5% on top of a 9.3% rise in June. Demand did not retreat as a consequence of the end of the EOFY tax break. Retail and Wholesale employers have been very bullish now for over a year with demand up 39.1% year on year. Where retails were primarily hiring stores

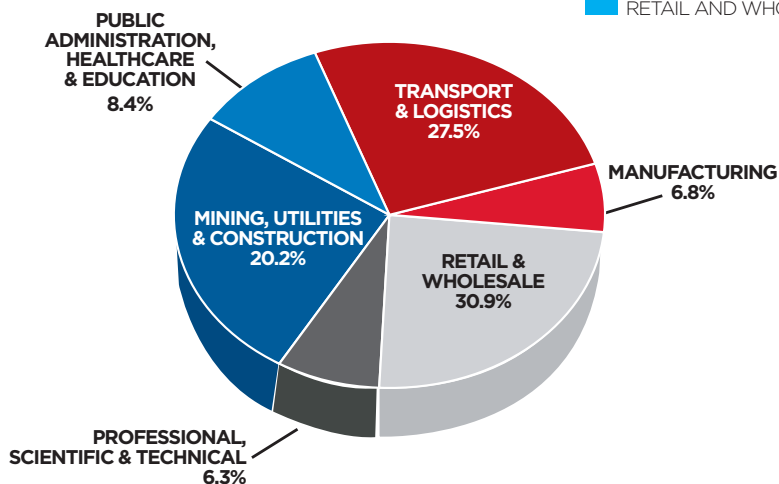
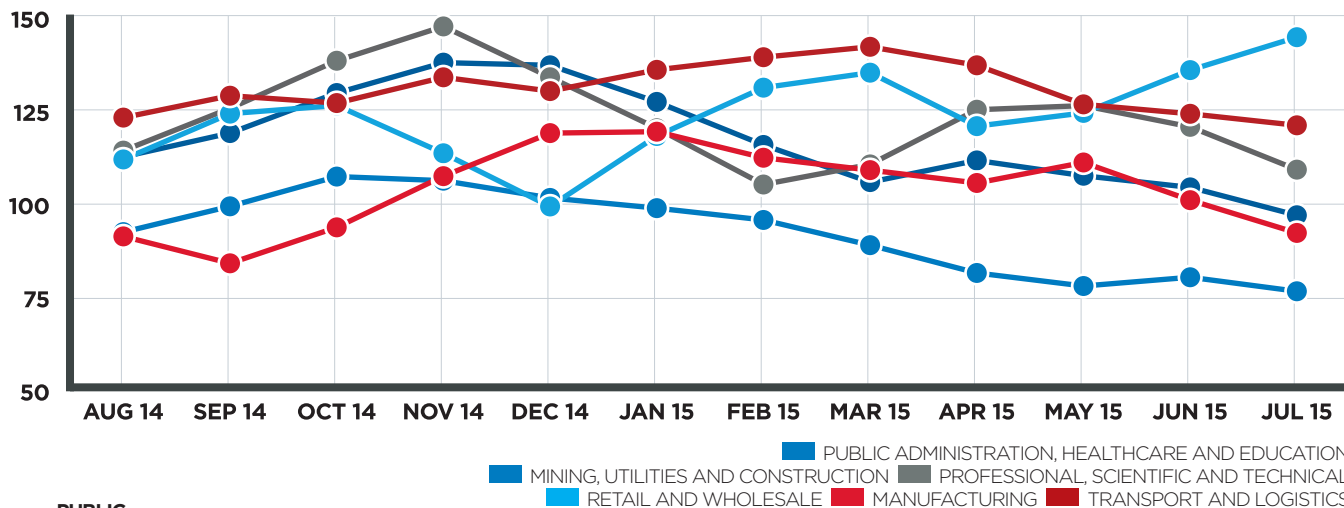
people and packers originally they are now hiring more broadly across transport and logistics occupations.

Continued contraction in Mining, Utilities and Construction in July, down a further 4.7%, comes as no surprise given the drying up of investment and falling commodity prices besetting the Mining and Resources sector. But Manufacturing has also shown weakness in recent

months, off 8.8% this month and 12.8% over the quarter. This is a surprise given the boost to manufacturers provided by the falling A\$.

Transport and Logistics employers reduced hiring for fourth consecutive month, down 11.0% over six months. If history repeats itself demand will pick up again in the months leading up to Christmas.

**CHART 5 ANALYSIS OF JOB ADVERTISEMENTS BY INDUSTRY**



**CHART 6 THE PROPORTION OF JOB ADVERTISEMENTS BY INDUSTRY JULY 2015**

Mining, Utilities and Construction share has now slipped to 20.4%, an all time low but still a very important sector. Retail and Wholesale remain the second most critical industry sub sector for Transport, Logistics and Supply Chain employment, and, at 26.4% is growing in importance.

*In October the Labourforce / Impex Transport, Logistics and Supply Chain Job Index was recalibrated to take account of the demise of Mycareer.com.au, a single but significant source of job advertisement data. This has involved a complete rerun of all historical data. This will produce more accurate and less volatile data. However as all indices have been restated comparison to prior reports is not possible.*

DATA SUPPLIED UNDER COPYRIGHT BY HRO2 RESEARCH PTY LTD

**For more information about Labourforce Impex Transport, Logistics & Supply Chain Job Index**

**LABOURFORCE** PHONE 13 30 91 EMAIL [recruitment@labourforce.com.au](mailto:recruitment@labourforce.com.au)  
**IMPEX** PHONE 1300 85 85 15 EMAIL [info@impexpersonnel.com.au](mailto:info@impexpersonnel.com.au)  
**LABOURHEALTH** PHONE 1300 306 866 EMAIL [info@labourhealth.com.au](mailto:info@labourhealth.com.au)